


Circuit of The Americas

Flags

The following flags should be obeyed without question. Be aware of all flagging stations.


The flags are to allow the course workers to relay information about what is happening on the track. There are two types of flags, command and information.

COMMAND FLAGS:

 **Yellow Flag (standing or motionless)** - Reduce speed, drive with caution. No passing. Car may be stopped or spun off track.


Yellow Flag (waved) - Great Danger - Dramatic reduction of speed. Course may be blocked; be prepared to alter your path. No passing. Car may be stopped or spun on track.


Double Yellow Displayed at all Stations - Indicates the entire course is under yellow condition. SLOW DOWN< NO PASSING. Cars can slowly pass emergency vehicles. Cars can also pass other cars that are disabled or otherwise cannot keep the pace as signified by a raised arm out the window.

 **Black Flag (Held, then pointed or shaken)** - Warning, you have been observed driving in an unsafe or improper manner. If the action continues you will be given an OPEN BLACK FLAG


Open Black Flag - Complete the current lap, and then proceed to designated black flag area for consultation. **Driver must acknowledge the flag**


Open Black at All Stations - The session has been halted. Cars should cautiously head to the pits.


 **Meatball or Mechanical Black Flag** - There is something mechanically wrong with your car. Proceed to your pit or designated black flag area.


 **Red Flag** - An incident has occurred requiring dispatch of emergency vehicles. Check your mirrors then slowly proceed to the pit.

INFORMATION FLAGS:

 **Green Flag** - Course is clear, track is hot (may also be thrown last lap of session)

 **Blue w/ yellow stripe** -. Be aware of car behind you and let them pass in the next passing zone.

 **Yellow w/ vertical red stripes** - Drive with caution; debris or slippery conditions exist on track. Will only be shown two laps, even if condition remains.

 **White** - Caution - You are approaching a slow moving vehicle on track or ambulance or other emergency vehicle. May also be thrown the first lap of the session to show where the corner worker stations are.

 **Checkered** - End of driving session. Reduce speed and proceed to pit

